

Syracuse Thunderbirds Aero Radio Society



Plane Propwash



June 2020

Charter 473

The STARS June Meeting Will Be Held Wednesday July 8th, at 7:00- See Below

2020 Officers

[Paul Volcko, President](#)
[Phil Knapp, Vice President](#)
[Herb Moore, Treasurer](#)
[Jeff Wolsley, Secretary](#)
[Jeff LaPorte, Safety Officer](#)

Directors:
Michael Graham
Herb Moore, 2014
Phil Morgan *2011-2013

Volunteer Staff:
[Jeff Wolsley, Propwash Editor](#)
[Michael Graham, SYG Administrator/Club Historian](#)
[Paul Volcko, Webmaster](#)
Position Open, Field Committee
[Mike O'Neill, Facebook Admin](#)

The STARS July 2020 meeting may be held at the STARS field July 8th, at 7:00. As a reminder the STARS regular monthly is the second Wednesday of the month. STARS monthly meetings will be at the STARS Field until the end of summer.

Here Comes The Helijam!

The weather has been fantastic for flying the month of June! People have been getting out to use the field quite a bit. It's been great to see so many people getting flights in and enjoying each other's company.

The expanded field crew has been working to keep the property mowed and maintained and that has been going well, despite some bumps along the way as people learn the ropes on using the equipment. Thank you to everyone who has taken the time to get familiar with the equipment and put in some volunteer time to keep the grounds looking great!

Ted, Bill, Herb, and Tim have been working around the property to install some new culvert pipes. The 15" diameter pipe to add to the culvert on our neighbor Al's property has been installed, after getting the all-clear from the utility companies. As of this writing we haven't had enough rain to test it out, but the added flow capacity should double the flow under normal conditions and triple it when it is inundated. This should go a long way to removing that crossing under his driveway as a flow bottleneck. A new pair of 8" pipes replaced a single 8" between the control line field and the parking lot. And new 12" pipes have been placed on the north and west sides of the field, but not yet buried as of this writing. The last area that will get some improvement is the cross over between the main field and the west overflow parking field. That pipe and dirt is

going to get removed, opening up that area to full flow capacity, and a bridge built over it using some pressure-treated wood that Phil Knapp has available for our use.

COVID in NY State and Central New York in particular has been on a long steady decline. While the state numbers for continuing COVID deaths and active case counts are still amongst some of the highest in the country, the new case figures are quite good and taken on a per capita basis we're doing well on the other figures, too. As a result, we've entered Phase 4 in the CNY area and everything except for some high density, hard to protect businesses are operating again in some fashion.

For STARS this means we keep operating as we have been. Use hand sanitizer when going to the fridge or other common touch areas inside the pavilion. Minimize time inside the pavilion when possible. Spread out and maintain distance when talking, eating, etc. Use masks as you deem necessary, particularly if inside for extended periods with others. We started food cooking and service on Tuesday and Thursday evenings and that seems to have been going well from what I hear. Cooks have been sanitizing and wearing gloves, and precautions are being taken to minimize "customer" interaction with common touch items (stacks of plates, bags of food items, etc.). If anyone has suggestions for improvements on what is being done, please reach out to me or another officer.

Continued --

Finally, our first weekend event, the 11th Annual CNY Helijam, is scheduled for Saturday, July 11st with a rain date of July 12th. This is going to be low key. No landing fees. I do need a few people to volunteer to do cooking and food service. If you're willing please let me know, it will be appreciated. And if you're on Facebook or other social media, please spread the word.

Our event listing is posted on our website and on the club's Facebook group.

I hope to see you at the field!

Paul Volcko

president@amadistrictiistars.org / 315-708-2009

Secretary's Report: Jeff Wolsley

The June STARS regular meeting was held at the field. The meeting was called to order at 7:00 by President Paul Volcko. There were 11 Open members, 5 Associate members, 0 Youth members, and 0 Guest in attendance.

Secretary's Report:

The Secretary's Report from the May meeting was accepted as published in the May Propwash. Motion to accept by Herb Moore and 2nd by Mike Graham. Carried.

Treasurer's Report: Herb Moore

The Treasurer reported the treasury is in good shape for now. Funds are where they were anticipated. Motion to accept by Mike Graham and 2nd by Bob Rowe. Carried.

Correspondence:

No correspondence.

Committee Reports:

Field Committee: Paul Volcko

The training session for the mowing equipment was well attended.

There is a new system in place to track mowing and help schedule the mowing. Hopefully many of the new trainees will sign up for a turn.

The position for the Field Committee Lead is still open. If anyone has an interest in heading the Field Committee, please contact one of the club officers.

TURN THE GATE LOCKS TO ZERO after you have opened the gate or other. The locks have been found left on the combination a few times.

Safety Report: Jeff LaPorte

Jeff brought up a situation that he wanted clarified regarding flying while mowing. There is no flying if the pit area, field/flight line, and runway areas are being mowed (north of the fence line). It's okay to fly if the areas on the other side of the fence and behind the club house are being mowed (south of the fence line).

Please range check your aircraft before flying. This protects your equipment and everyone else at the field. We're all in this together so we're all safety officers!

Please review the club rules and the AMA safety code.

The complete AMA safety handbook is available here- <http://www.modelaircraft.org/files/100.pdf>

AMA Report: Phil Morgan

Phil reported the AMA email address has been used for spam emails.

Please visit <https://www.modelaircraft.org/gov-beta> for the latest information regarding the AMA and the FAA.

National Aviation Day is August 15th. There are T-shirts available from the AMA.

FAA- Your FAA license has been extended to 12/20/2020. Look for an email from the FAA asking you to renew. If you wait until after 12/20, you will need to renew from scratch and will get a new registration number.

The podcasts are online at <https://www.modelaircraft.org/podcast>. There are several different entries available.

AMA Remote ID Campaign:

While the write in campaign is over, the AMA still needs us to be vigilant. They are asking us to continue to keep the pressure on our representatives. If you don't know who your representative is, or how to contact them- <https://whoismyrepresentative.com/>

Put in your zip code and it will tell you who your representatives are and their contact information.

If you are interested in viewing any of the comments- <https://www.regulations.gov/docketBrowser?rpp=25&so=DESC&sb=commentDueDate&po=0&dct=PS&D=FAA-2019-1100>

The STARS website- <http://www.amadistrictiistars.org/>

The STARS Facebook page-

<https://www.facebook.com/groups/amastars/>

Flight School: Bob Rowe / Paul Volcko

Flight Schools Are open.

Fixed Wing- Currently has one student. Training is going well.

Herb Moore has the trainer airplane. He will bring it out for flight school night.

Heli School ó Has started.

Multi-rotor- There is some interest in practicing during Heli night. The field could be slit to allow both to go on simultaneously.

NO food will be served at the event until further notice.

STARS Web Site: Paul Volcko

The address is <http://www.amadistrictiistars.org>

Please view the field cam at:

<http://www.amadistrictiistars.org/cameras.php>

This is an infrared cam so you can see some activity at night.

- Continued -

Old Business:

Big Bird Giant Scale: Phil Knapp

Phil was not available for an update. It was reported the event has been sparsely attended so far.

NO food will be served at the event until further notice.

Control Line: Mike O'Neill

Mike brought out some nice micro scale laser cut kits that he has on his site. Vintage and classic control line kits on Mike's website under the STORE tab-

<https://www.flyboyzblog.com>



Facebook:

STARS have a Facebook page. There are 118 members currently. [Mike O'Neill](#) is the administrator.

New Business:

Food Sales:

Soda and other drinks are available for sale again in the clubhouse.

There is some interest in bringing back food sales on event nights. Right now, there are no food sales other than drinks at the field.

Cleanliness is a great concern and needs to be addressed before food sales can resume. More organization is required. Adherence to restrictions due to the covid-19 rules.

Field Improvements: Bob Rowe

The field is drying out. Ditch on west side is in the process of getting cleaned out. Culvert pipe project on the neighbor's property is in process.

New Members:

No new members.

Club Hat Order:

Bob Rowe mentioned that anyone interested in a new STARS Club Hat can pick one up at Papa's Sports (315-455-7272), 1926 Park Street (at Park and Hiawatha). Bob says they have the STARS club logo in their inventory. They have many different styles of hats. Just ask for the STARS logo on it.

STARS Meetings at Walt's:

Due to the COVID response restrictions that have been placed on area businesses, Walt's HobbyTown will be closed for a while. We also have to remain separated by no less than 6 feet. Therefore, the STARS meetings will continue online with the Zoom format.

Adjournment:

The June 2020 regular monthly meeting of the STARS was adjourned at 7:34.

Secretary, Jeff Wolsley

NOTICE EVENT DATES MAY CHANGE OR CANCELLED OUTRIGHT.

Calendar of Events for June and beyond:

Editor's Note- All dates are subject to cancellation or postponement due to the COVID-19 response. Please check with the event sponsor for actual date and time. These dates are accurate at the time the Propwash was published.

July 11- STARS Helijam Rain date is July 12

July 18- [Heli's at Highland- Mohawk Valley](#)
[Firebirds](#)

July 18-19- [Sky Rovers Air Show](#)

July 25- [Canandaigua Sky Chiefs Fun Fly](#)

August 7-9 ó [Festival of Giants](#)

August 15 ó ***NEW DATE*** STARS Airshow
Aug. 16 rain date

Sept. 12- STARS Quad FPV racing

Sept. 17-20- [NEAT Fair](#)

Oct. 3- Ringmaster Fly-a-thon

Sept. 26- [Warbirds over Chenango Bridge](#)

Click here→ [AMA DII Additional events](#)

STARS Flight Schools- *It's never too late to join a flight school!*
2019 Flight Schools have come to an end. See you at the 2020 Flight Schools.

Fixed Wing Flight School – *Classes **started May 28** and run thru September 3rd.*

Heli Night – *Classes **started May 19** and run thru October 6th.*

Big Bird- Big Bird night will be every Wednesday 2020. ***Started May 20.***

The indoor schedule for the 2019-20 season is closed for the season. Due to the virus situation the schedules may be revised.

[Camillus Indoor Aviators \(CIA\)](#) Indoor flying at First Baptist Church located at 1960 State Route 5 in Elbridge **NEED TO CONFIRM** Tuesday and Friday 6:00 to 9:00 and the first Saturday of each month 4:00 to 9:00 (2.4GHz only)

[CNY Indoor Flying Society](#) Please visit the web page for details before attending. Sacred Heart Catholic Church on Route 11, Just South of Cicero, NY. **NEED TO CONFIRM** Tuesdays and Thursdays 12:30-4:00. Saturdays 6:00-9:00.

[Walt's Hobbytown-](#) Indoor flying will be available at Walt's during normal business hours. Flying ends 1/2 hour before closing time. \$5.00 landing fee. Please contact Walt's Hobbytown for further details.

[MexAir R/C](#) Indoor flying starting **NEED TO CONFIRM** October 14 thru April, Friday night from 6pm-9pm at the Mexico Elementary School located in Mexico, NY. There is a \$5 charge for any adults who wish to fly. Anyone ages 19 or below fly for free!!



Proposed Field Drainage Improvement Map, Bob Rowe

Pictures courtesy of Mike Graham



Mike Amie with the Timber from Peter Seiffert's collection.



Double rainbows over the east end of the field during Thursday night Flight School.



Gary Brown hand launches a P-38.



Tom Polovick's King Cat coming in.



Jeff LaPorte EF Extra 300 EXP V3



Phil Knapp Viper pylon racer



Bob Rowe P-47



S.T.A.R.S.

Flight Training Program



2020



When?

Every Thursday evening from 5:30 PM to Sunset
May 28, 2020 through September 03, 2020

Where?

At the S.T.A.R.S. field in Phoenix, New York
649 County Route 12, Pennellville, NY 13132
N43.23696, W76.24550

Who?

Anyone wanting to learn to fly powered R/C model airplanes!! You do **not** have to be a Club member and all lessons are free. Each student must furnish his/her own plane and radio equipment and also must hold a current membership in the Academy of Model Aeronautics aircraft association in order to fly.

PreFlight Workshop

Held at STARS Flying Field in Phoenix, NY
Thursday **May 21**, 2020 at 7 PM

Interested?

Contact:

SENIOR FLIGHT INSTRUCTOR: Bob Rowe (315/474-8428)

Syracuse Thunderbirds Aero Radio Society

Phoenix, NY

Charter 473



S.T.A.R.S. 2020 Helicopter & Multirotor Night

All skill levels welcome but must be an AMA member to fly and provide your own outdoor capable Heli or Multirotor.

Build help and flight instruction available.

**Tuesday evenings – *May 19* to October 06
5PM until Dusk**

Come out and join us for fun, food and good flying



S.T.A.R.S.

www.amadistrictiistars.org

www.facebook.com/cnystars/

Charter 473 AMA Sanctioned

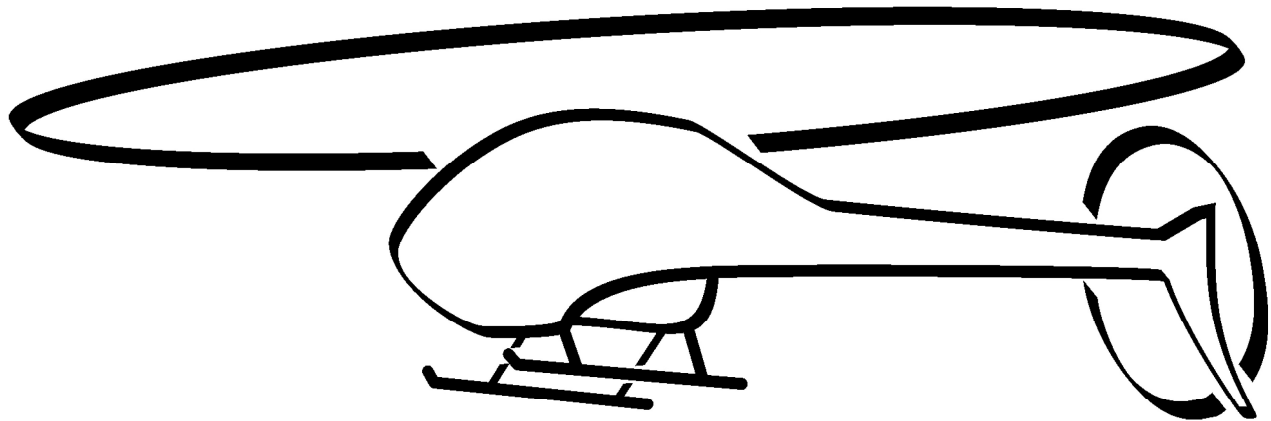
Presents the 11th Annual

CNY Heli-Jam

Saturday, July 11, 2020

(Rain date: Sunday, July 12, 2020)

9 AM to 5 PM



**At the STARS Field located at north of Phoenix, NY, on County Route 12
(See map on back)**

**Ample room for parking & overnight camping - no hookups
Food and beverages available**

No parking fee, landing fee or pre-registration

AMA Required

Gate opens at 8 AM - Pilot's meeting at 8:50 AM

For more information, contact Paul Voleko, at 315-708-2009 or email helijam@amadistrictiistars.org

Binghamton Aeros'

WARBIRDS OVER



CHENANGO BRIDGE

September 26th, 2020

June 20

Chenango Bridge Airport, NY



Come fly your favorite warbirds from a **full scale private airport**. Nice close cut grass runway with wide open flying area. **All size and type warbirds welcome**. Anything from military gliders to turbine jets. Current AMA or MAAC required. Current turbine waiver required for turbines. Landing Fee \$10.

RV camping sites available, no hook-ups. Early arrival on 6/25 OK after noon. Registration open at 8am. Electric flying starts at 9am, wet fuel starts at 10am. Food vendor on-site.

Visit <http://binghamtonaeros.wildapricot.org/>
or Contact CD Jason Felice felicejm27@gmail.com , 607-341-0829

247 Airport Rd. Chenango Bridge, NY 13901 Field GPS: [42.19174, -75.84131](#)
AMA Sanction #9544



S.T.A.R.S.

Jacket Order Form



The STARS Club jacket is a blue, three season, satin finished, quilt lined jacket with the Club logo on the back and your name embroidered on the front over the left breast.

The prices: \$88.40 for S, M, L, XL; \$90.40 for 2XL; \$92.40 for 3XL

Name: _____

Address: _____

Phone: _____

Name desired on jacket: _____

Send form to: Phil Morgan
9172 Beach Road
Brewerton, NY 13029

Checks payable to: Phil Morgan (Not the STARS)

IMAA Big Bird Safety Checklist

Balance

Is the longitudinal center of gravity (for and aft) within the range shown on the plans?

Is the model balanced laterally (side to side)?

Alignment

Are all the flying surfaces at the proper angle relative to each other?

Are there any twists in the wing?

Do the wings and removable tailplane seat properly on the fuselage every time?

Is the engine set at the proper thrust angle as shown on the plans?

Control Surfaces

Are all control surfaces securely attached? (i.e., hinges glued, pinned). Pull on each one to test.

Are the control horns secured to the model?

Control Linkages

Have all the linkages been checked to be sure they are secure?

Are the clevises closed? (Keepers or fuel tubing should be fitted to ensure they stay closed)

Engine / Motor Mount Security and Operation

Are all engine mount screws tight, including mount to bulkhead if applicable?

Are the propeller bolts and/or spinner tight? If a single nut, is there a safety nut as well?

Does the throttle work without binding?

Does the throttle trim tab shut down the engine?

Has the propeller been balanced and checked for damage?

Are the propeller tips painted a contrasting color? (while not essential it makes the propeller much easier to see)

Has the engine been thoroughly test run? (engine idle and throttle up properly)

Is the fuel tank installed correctly? (i.e., carburetor at the same height as fuel tank, fuel tank clunk in proper position and moving freely, fuel lines in good condition and connected to the engine correctly)

Radio Equipment

Are the receiver and the battery securely mounted and padded with foam to protect from vibration and shock?

Are all the electrical connectors secure?

Is the receiver antenna fully extended and in good condition?

Are the batteries charged and in good condition (check under load with a voltmeter if unsure)?

Are all servos securely fastened to the rails or trays?

Are servo arms firmly attached with screw in place?

Are all push rods firmly secured in servo arms (again keepers or fuel tubing should be fitted)?

Are the control throws in the correct direction with proper amount of deflection (as per plan)?

Rudder & tail wheel: Left stick should move the rear of the rudder and tail wheel to the left.

Nose wheel: Left stick should move the front of the nose wheel to the left

Aileron: left stick should move left aileron up and right down.

Elevator: Pulling back on the stick should move the back of the elevator up.

Canard: Pulling back on the stick (elevator) should make the front of the canard move up

Throttle: With trim set fully forward, pushing the stick forward should open throttle fully. With trim set fully backward, pulling the stick back should fully close the throttle.

Has a full range check been performed? (see below)

Undercarriage (where fitted)

Is the undercarriage firmly attached to airframe and the wheels securely retained?

Does aircraft taxi in a straight line?

General

Is the covering tight with no visible signs of damage?

Are the retaining bolts in place and secure?

Are all hatches, cowls and canopies secure?

Are all components structurally sound?

Is your name and contact details marked on the model somewhere easily visible? (in case it's lost)

Range Checking the radio

Verify frequency is available and mark it as yours if necessary.

Turn on transmitter check the correct model is selected (if applicable) and then turn on the receiver.

Important: make sure the transmitter aerial is down fully.

Ask someone to help and walk away from the model until signs of loss of control is apparent. If electric powered ensure that the range is not worse with the motor running.

Before EVERY flight:

Check the receiver battery pack to ensure enough charge for the flight intended.

Check for damage and the control throw direction of all surfaces.

Advertisements:



Store Hours:

Monday/Friday: 9:00am-9:00pm -- Tuesday/Wednesday/Thursday: 9:00am-6:00pm -- Saturday: 10:00am-5:00pm -- Sunday: 11:00am-5:00pm

Phone Number:

(315) 453-2291

waltshobby.com



Open 10-7 Tuesday thru Sunday.

315-532-6826

www.mexairrc.com

www.facebook.com/mexairrc

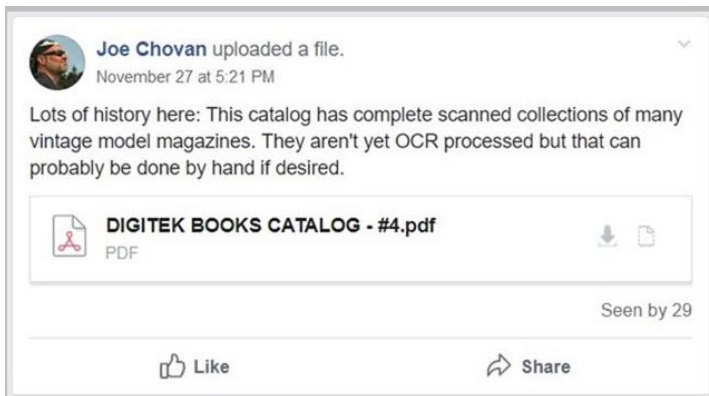
**Winner of AMA 2015 Hobby Shop Award
for signing up new AMA members.**

FOR SALE:

Please visit the Southern Tier RC Swap Shop. Dan Luchaco has included me in his mailing list. The current edition is sent along with the Propwash in the monthly email. All contact information is included with the ads.

Michael Graham Forwarded this- Digital Magazine Copies For Sale

DIGITEK BOOKS CATALOG - #4.pdf



So, I downloaded the pdf and it is attached.

Roland Friestad evidently owns the Digitek Book company and has a nifty way of doing business:

ORDERS ARE BURNED TO A FLASH MEMORY DRIVE THAT PLUGS INTO A USB PORT AND ACTS JUST LIKE ANOTHER DISK DRIVE - ALLOW UP TO 10 DAYS TO PROCESS YOUR ORDER.

ORDERS ARE SENT VIA FIRST CLASS MAIL - POSTAGE IS PAID FOR DELIVERY WORLD WIDE AT NO ADDITIONAL COST.

IF THE TOTAL COST OF YOUR ITEMS IS LESS THAN THE MINIMUM ORDER OF \$25.00, AN ADDITIONAL CHARGE WILL BE ADDED TO YOUR ORDER TO MAKE THE MINIMUM ORDER AMOUNT OF \$25.00

NOTE --- FOR ORDERS TOTALING LESS THAN \$25 YOU MAY AS WELL ADD ADDITIONAL ITEMS SINCE YOU WILL BE PAYING THE \$25 MINIMUM EITHER WAY.

If you want to list modeling items for sale, R/C services offered, or a really neat R/C web site, this would be a good spot. Free for members. Send your advertisement by e-mail to jwolsley@verizon.net. Please put STARS ADVERTISEMENT in the subject line.

Links-

This Mike O'Neill's website to check out- <http://www.flyboyzblog.com/>

This site has articles pertaining to both full scale and model aircraft. Check it out.

Howard Blair found an interesting video from YouTube on micro flight

<http://www.youtube.com/watch?v=fuoFA2fKjEo&feature=fvst>

Tom Catalino pointed out this site. An excellent site for Lipo battery info-

<http://sites.google.com/site/tjinguyletech/charging-how-tos/balance-connectors>

Peter Seiffert sent along the following web site- www.servodatabase.com/servos/all

Mike Graham has a torque conversion chart-



Servo Torque
Conversion Chart.pdf

Arming Switch Information-

AMP- Arming The Big Boys, by Greg Covey November 2007

http://www.rcuniverse.com/magazine/article_display.cfm?article_id=950

RunRyder- How To Make A Spark Arrestor for an ESC by Lucien Miller

<http://www.helifreak.com/archive/index.php/t-289393.html> look down to the post from gbidwell from 4-24-2011 0601am. That's the exact article that I have from RunRyder.

Note- Many of the newer ESC's have a built in spark arrestor. If you still see and hear the spark, this is a good idea to save the plugs.

The link for the AMA DII Calendar is:

<http://www.amadistrictii.org>

The link for the STARS club home page at DII is

<http://www.amadistrictiistars.org/>

The link for the STARS club web cam is:

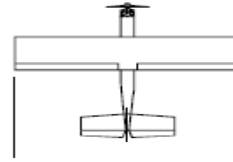
<http://www.amadistrictiistars.org/scam.html>



STARS Field Satellite photo

A satellite photo with the new shed is still not available

STARS Field Rules



1. General:

- A. License: All pilots, students, and flying guests *must* have a current membership in a nationally recognized model aircraft association in order to fly. Those pilots participating in the Park Pilot Membership Program must fly models that weigh two pounds or less and be incapable of reaching speeds greater than 60 mph. They must be electric or rubber powered, or of any similar *quiet* means of propulsion.
- B. Spectators: Only those people essential to flight operations will be permitted in the pit area; all others will remain on the spectator side of the fence.
- C. Impound: All pilots, students, and flying guests must place their transmitter(s) in the impound area immediately upon arriving at the field.
- D. Vehicles: Vehicles will not be permitted *on* the flying field.
- E. Crash Debris: Pilots must retrieve all pieces of their aircraft after a crash. Particularly, attention must be made to obtaining all pieces of aircraft that land in the neighboring fields under cultivation.
- F. Trash: All members will take home their own trash.
- G. Alcoholic Beverages: Members will not consume alcoholic beverages prior to, nor during, participation in any *modeling* operations.
- H. Smoking: Smoking will not be permitted in the pit area or on the flight line.
- I. Mowing: Flying on the field will not be permitted if the field is being mowed or maintained.

2. Transmitters:

- A. Frequency Control (*For non 2.4 GHz transmitters only*): All members, students, and guests *must make use of the field frequency control system*. Each pilot will obtain the correct frequency flag (or pin) from the impound board and attach it to his/her transmitter before attempting to fly.
- B. Range Checks: Each pilot will conduct a successful radio equipment ground range check before flying a new or repaired aircraft and prior to each flying session.

3. Engines:

- A. All internal combustion engines run at the field will have a silencer (except for small displacements of .09 cubic inches or less).
- B. When running an engine in the pits, keep neighboring personnel behind the prop arc.

4. Flying:

- A. Boundaries: Flying over the pit area or the spectator side of the fence is prohibited, unless beyond the control of the pilot(s).
- B. Taxing: Taxing is prohibited in the pit area!
- C. Flying:
 - (1). Pilots will initiate their first turn after takeoff away from the pit and spectator areas.
 - (2). Engines will not be started before 9 AM Monday through Saturday and 11 AM on Sunday (*electrics may start at 10 AM*), unless approved by the Event Director.
 - (3). No more than three aircraft will be permitted in the air at one time.
 - (4). All flying will be conducted from the designated flight boxes.
 - (5). Hand launching of aircraft is prohibited from the pits.
 - (6). Flight operations will cease during electrical storms.

5. Guests:

- A. All guests must have a current membership in a nationally recognized model aircraft association in order to fly.
- B. Guests may fly at the field only with the approval of a member in good standing and only as long as a sponsoring member *remains at the field*. Guests will not fly unattended.

- C. A local guest will be allowed to fly at the field on three (3) separate occasions and then will be asked to join the Club.
- D. An out-of-town guest may make arrangements with the Club to fly at the field while visiting the area. The Club Officers and the Safety Officer will handle each out-of-town visitor on a case-by-case basis.
- E. *All guests are required to extend every courtesy to current members sharing the same flying frequency*. But when there is a conflict over who shall fly, the Club member will have the first option to fly. Both the guest and the members should use common sense while sharing the flight line or using the same radio frequencies.

6. RC Aircraft Utilizing "First Person View" Systems (AMA Document 550):

A. GENERAL:

- (1). FPV flying of radio control model aircraft by AMA members is allowed only for noncommercial purposes as a hobby/recreational and/or competition activity.
- (2). All FPV flights must be conducted in accordance with AMA's current National Model Aircraft Safety Code and any additional rules specific to the flying site/location.

B. OPERATIONS – REQUIREMENTS - LIMITATIONS:

- (1). *AMA FPV novice pilots undergoing training with an experienced AMA FPV pilot should use a buddy-box system if practicing at a low altitude (below 100 feet) or practice at a safer, higher, altitude when no buddy-box system is an option.*
- (2). All FPV flights require an AMA FPV pilot to have an AMA FPV spotter next to him/her maintaining VLOS with the FPV aircraft throughout its flight.
- (3). The FPV pilot must brief the FPV spotter on the FPV spotter's duties, communications and hand-over control procedures before FPV flight.
- (4). The AMA FPV spotter must communicate with the FPV pilot to ensure the FPV aircraft remains within VLOS, warning the FPV pilot of approaching aircraft, and when avoidance techniques are necessary.
- (5). The FPV spotter may at any time during an FPV flight acquire the transmitter from the FPV pilot and assume VLOS control of the aircraft.
- (6). If the FPV pilot experiences a problem due to a loss of video link, orientation, or is unable to safely fly, he/she must abandon FPV mode and fly VLOS or pass the RC transmitter to the FPV spotter to assume VLOS control of the aircraft.
- (7). Before initial FPV flight and after any flight system changes or repairs, FPV model aircraft must be test flown by conventional VLOS to determine that flight systems are working properly.
- (8). FPV model aircraft must use frequencies approved by the FCC for both the RC system and the wireless video system. Pilots must meet applicable FCC licensing requirements if they choose to operate the RC flight control system or the wireless video system on Amateur Band frequencies.

C. RANGE – ALTITUDE – WEIGHT – SPEED:

- (1). One of the requirements in Federal Law (Public Law 112-95 Sec 336 (c) (2) February 14, 2012) for model aircraft to be excluded from FAA regulations is that model aircraft be flown within VLOS of the operator.
- (2). Model aircraft flown using FPV must remain at or below 400 feet AGL when within 3 miles of an airport as specified in the AMA Safety Code.
- (3). Model aircraft flown FPV are limited to a weight (including fuel, batteries, and onboard FPV equipment) of **55 lbs.** and a speed of **100 mph**.

STARS

Field Protocol

Dedicated to responsible
RC fun with safety by
choice, not chance.

1. General:

- A. Civil and courteous behavior is required at the field at all times.
- B. Safety is paramount and everyone's business. Use common sense in all matters.
- C. It is strongly recommended that you do not fly alone.
- D. Learn where the First Aid station is located and inform the Field Committee if material has been issued from it.
- E. When opening or closing combination locks, *always* set the wheels to 0000.
- F. Last member out must close and lock the refrigerators, pavilion, and main gate.
- G. Cell phones are not to be used on the flight line or in the pavilion near the transmitters.

2. Engine Courtesy:

- A. Long term tuning and initial break-in should be conducted away from the pits and spectators (usually at the engine break-in stand).
- B. Do not direct prop wash at other modelers, their aircraft, equipment, or bystanders behind the pit fence. Kindly inform those bystanders near the fence that you intend to start an engine before you do so.

2. Flying Courtesy:

- A. Any person wishing to enter an active flying field or runway to cross same or to retrieve an aircraft, must loudly announce their intention to all fliers on the flight line.
- B. A "landing" aircraft has the right of way over an aircraft "taking-off".
- C. A "dead stick" aircraft has the right of way over all others.
- D. All take-off and landing attempts must be announced to other pilots on the flight line. Take-offs are normally announced by saying "taking off", and landings are announced by saying "landing" or coming in". Dead stick landings are announced clearly to all pilots in the pits and on the flight line by saying "dead stick".
- E. A pilot having difficulty in controlling his/her aircraft must announce to all in the pits and on the flight line that he/she is experiencing radio or mechanical problems. Pilots on the ground preparing to fly will turn off their transmitters and wait for the problem to be resolved before continuing to fly. Fliers in the air will stay clear of the aircraft in distress and will land, if possible, as long as it does not contribute to the crisis. All personnel near the pit area must be alerted to the situation.
- F. If a crash occurs on the field or in the pits, all flying will stop until the accident has been investigated and the debris has been cleared from the field.
- G. Normal flight duration is 10 minutes. Obviously, flight time may be extended if there are no other pilots waiting to fly or waiting for a particular radio channel.
- H. When you have finished flying, please return your transmitter to the impound.

3. Good Earth Policy:

- A. Place recyclables in the appropriate container in the pavilion.
- B. Turn off all pavilion lights when departing the field for the night.
- C. The field does not have a trash removal service. If you carry anything to the field, carry it back out.
- D. If a pilot or guest brings a pet to the field, he/she will be responsible for supervising the animal's conduct while at the field. Please observe all appropriate Field Rules.
- E. If you smoke, please place all cigarette butts in the butt cans in the field.
- F. Do not throw cans or bottles or any other trash in the outhouse pits.
- G. DO NOT DRINK THE WELL WATER. Well water is to be used for washing only.

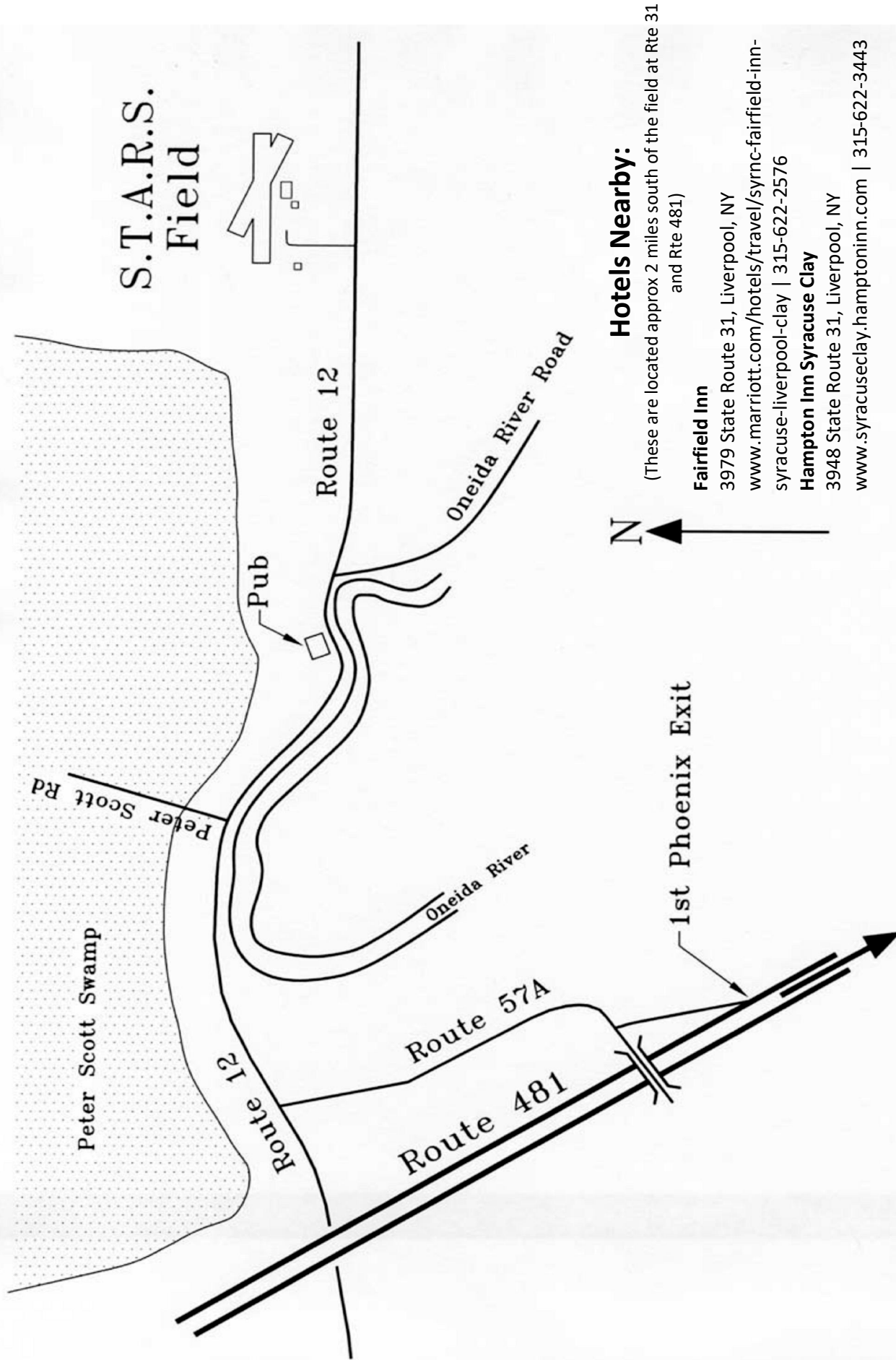
4. Replacement Courtesy:

- A. Where an individual's plane or property is damaged by the actions of another individual, it will be the responsibility of the two parties to resolve the situation in an appropriate manner.

STARS POLICY REGARDING PHOTOGRAPHY

- STARS is a membership organization organized under the laws of the State of New York.
- The STARS flying field, located in Phoenix, New York, is owned by STARS, and as such, is privately owned property.
- The purpose of this policy is to limit and restrict the reproduction of images, in any form, of the STARS property and the activities which occur thereon.
- While the STARS property is privately owned, members, guests, and the general public are welcome at the field during published field hours of operation. Members, guests and the public must adhere to all rules imposed by STARS regarding entry upon and/or the use of STARS property, including the STARS policy on photography.
- The reproduction of images of the STARS field or the activities thereon, in any form, is a privilege and not a right.
- Except as provided below, the reproduction of images of the STARS field or activities thereon in any form, including, but not limited to film and digital still photography, and video photography in either film or digital form, is strictly forbidden.
- Violation of this policy will result in immediate expulsion of the violator from the STARS premises, and may subject the violator to criminal and/or civil sanctions and penalties.
- Members in good standing of STARS shall be exempt from the above requirements so long as any images or video produced of the STARS premises or the activities thereon are for personal and non-commercial use.
- Guests and the general public may be permitted to photograph or video the STARS property and activities thereon, but only for personal and non-commercial use, and only with the prior written consent of the Club's executive board.

Map to the STARS



S.T.A.R.S.
Field

Route 12

Oneida River Road

Pub

Peter Scott Rd

Peter Scott Swamp

Route 12

Route 57A

Route 481

Oneida River

N

1st Phoenix Exit

Hotels Nearby:

(These are located approx 2 miles south of the field at Rte 31 and Rte 481)

Fairfield Inn

3979 State Route 31, Liverpool, NY
www.marriott.com/hotels/travel/syrnc-fairfield-inn-syracuse-liverpool-clay | 315-622-2576

Hampton Inn Syracuse Clay

3948 State Route 31, Liverpool, NY
www.syracuseclay.hamptoninn.com | 315-622-3443

To No. Syracuse
and Route 81

N43.23696, W76.24550

starsmap.dwg
rev 12 Feb 03

Map to S.T.A.R.S. Flying Field in Phoenix, New York



Est. 1965

Syracuse Thunderbirds Aero Radio Society

Online at: <http://www.amadistrictiistars.org>



Charter 473

Membership Application Form

Date: _____

Membership: Open (\$160 share+\$60 dues) Extra Family member (\$30.00)
 Associate (\$75.00) Youth (< AMA age 19 - \$0.00)
 Park Pilot - Associate (\$75.00) Park Pilot - Youth (< AMA age 19 - \$0.00)

Name: _____

Address: _____

Phone (for roster): _____

AMA: _____ DOB: _____

STARS Member(s) Contacted: _____

Primary Interests (Sport, Scale, Pattern, Fun Fly, etc.): _____

Email Address (for newsletter and notices): _____

Emergency Contact Name: _____ Phone: _____

<p>You must be a current member of the Academy of Model Aeronautics (AMA) in order to join the STARS. Please show your AMA card to the Officer given this application or include a photocopy of the application for the license.</p>
--

"I have read and agree to abide by the STARS Field Safety Rules." (on back)

Submit this form to a Club Officer

Rev 16aug17